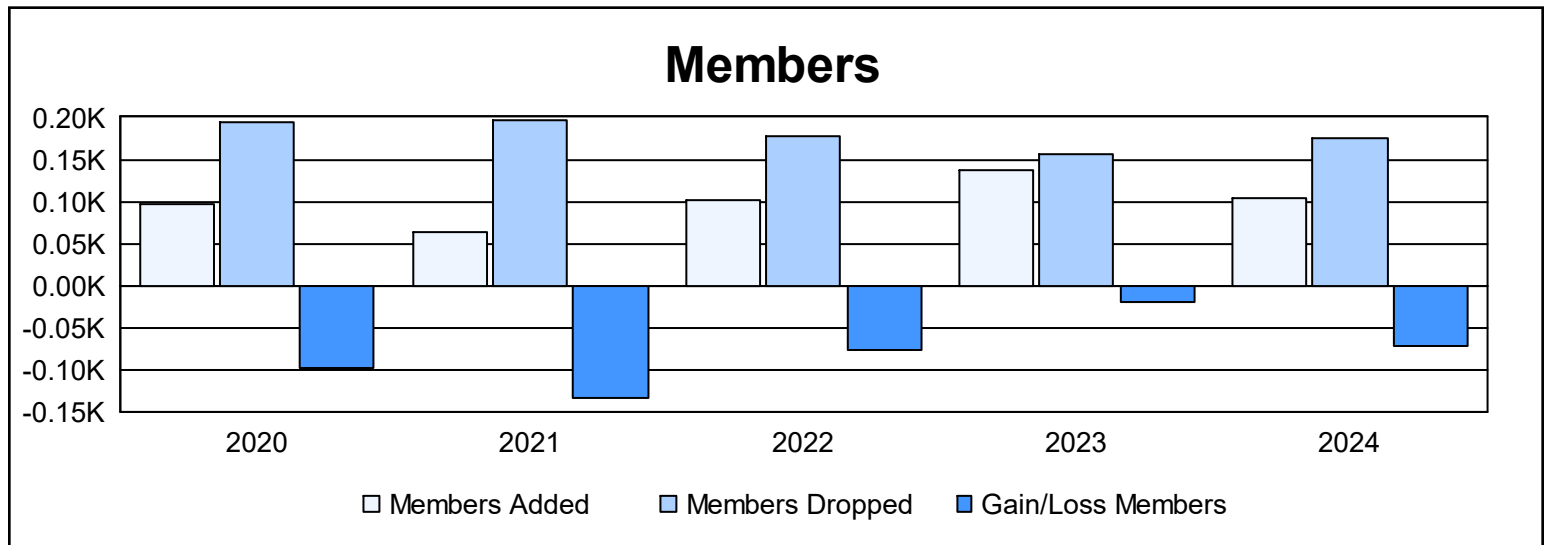
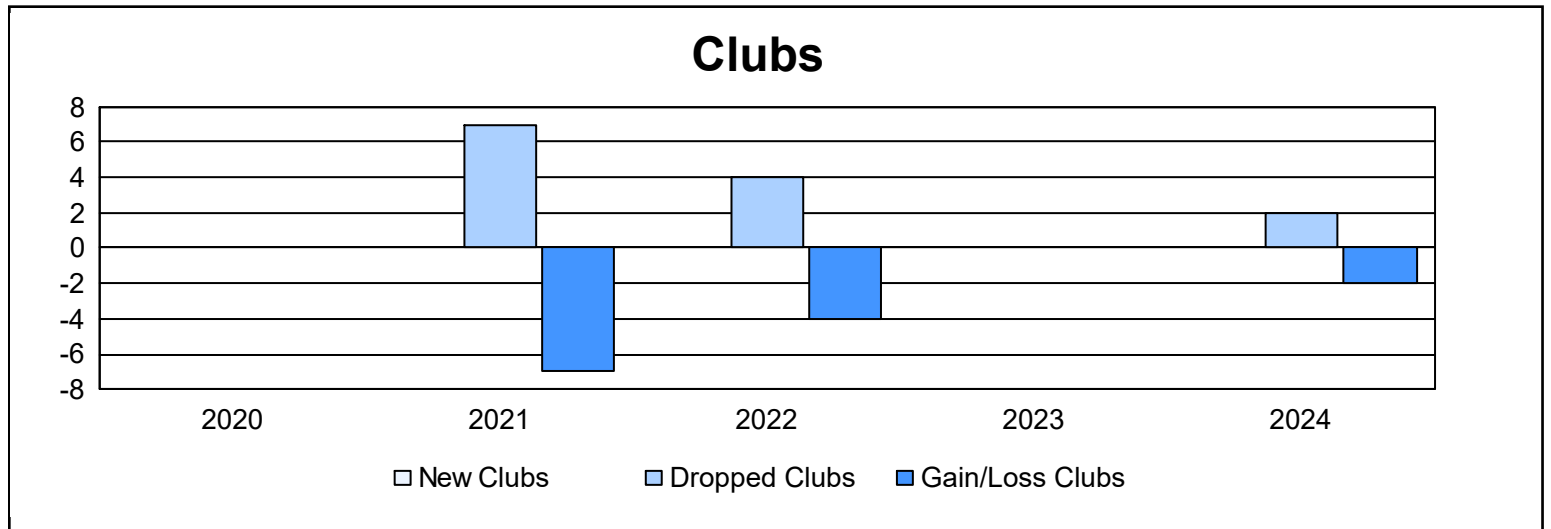
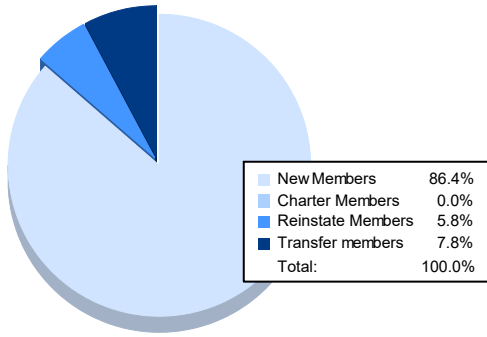


| Year | New Clubs | Dropped Clubs | Gain/ Loss Clubs | New Members | Charter Members | Reinstate Members | Transfer Members | Total Member Added | Total Members Dropped | Gain/ Loss Members |
|----------------|-----------|---------------|------------------|-------------|-----------------|-------------------|------------------|--------------------|-----------------------|--------------------|
| 2019-2020 | 0 | 0 | 0 | 59 | 4 | 7 | 26 | 96 | 193 | -97 |
| 2020-2021 | 0 | 7 | -7 | 51 | 3 | 3 | 6 | 63 | 196 | -133 |
| 2021-2022 | 0 | 4 | -4 | 91 | 0 | 2 | 8 | 101 | 177 | -76 |
| 2022-2023 | 0 | 0 | 0 | 128 | 0 | 3 | 6 | 137 | 157 | -20 |
| 2023-2024 | 0 | 2 | -2 | 89 | 0 | 6 | 8 | 103 | 175 | -72 |
| Average | 0 | 3 | -3 | 84 | 1 | 4 | 11 | 100 | 180 | -80 |



Membership Composition June 2024 Cumulative



Gender Composition June 2024 Cumulative

